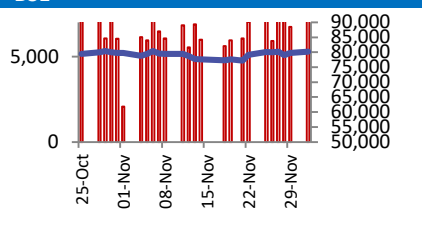
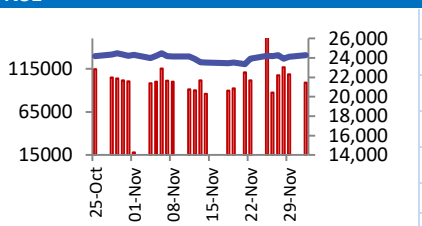


BSE		NSE																													
	<table border="1"> <tr><td>Open</td><td>79744</td></tr> <tr><td>High</td><td>80338</td></tr> <tr><td>Low</td><td>79309</td></tr> <tr><td>Close</td><td>80248</td></tr> <tr><td>Change</td><td>445</td></tr> <tr><td>Volume (Lacs)</td><td>6925</td></tr> <tr><td>Turnover (Rs.inCr)</td><td>8329</td></tr> </table>	Open	79744	High	80338	Low	79309	Close	80248	Change	445	Volume (Lacs)	6925	Turnover (Rs.inCr)	8329		<table border="1"> <tr><td>Open</td><td>24141</td></tr> <tr><td>High</td><td>24302</td></tr> <tr><td>Low</td><td>24009</td></tr> <tr><td>Close</td><td>24276</td></tr> <tr><td>Change</td><td>145</td></tr> <tr><td>Volume(Lacs)</td><td>32137</td></tr> <tr><td>Turnover(Rs.in Cr)</td><td>99060</td></tr> </table>	Open	24141	High	24302	Low	24009	Close	24276	Change	145	Volume(Lacs)	32137	Turnover(Rs.in Cr)	99060
Open	79744																														
High	80338																														
Low	79309																														
Close	80248																														
Change	445																														
Volume (Lacs)	6925																														
Turnover (Rs.inCr)	8329																														
Open	24141																														
High	24302																														
Low	24009																														
Close	24276																														
Change	145																														
Volume(Lacs)	32137																														
Turnover(Rs.in Cr)	99060																														

World Markets	Current	Previous	Pt. Chg	Var(%)
Dow	44782	44911	(129)	-0.3%
Dow Futures	44857	44905	(48)	-0.1%
Nasdaq	19404	19218	186	1.0%
FTSE	8313	8287	26	0.3%
Nikkei	39180	38513	667	1.7%
Hang Seng	19445	19550	(106)	-0.5%
Gift Nifty	24433	24420	14	0.1%
Straits Singapore	3793	3751	42	1.1%
South Korea	2492	2454	37	1.5%
Taiwan	23052	22737	315	1.4%
Shanghai	3356	3364	(8)	-0.2%

Commodity Prices	Current	Previous	Pt. Chg	Var(%)
Copper (\$/MT)	8993	9011	(18)	-0.2%
Alumin (\$/MT)	2590	2594	(4)	-0.2%
Zinc (\$/MT)	3077	3103	(27)	-0.9%
Brent Crude (\$/bbl)	72	72	(0)	-0.2%
Gold (\$/Ounce)	2637	2639	(2)	-0.1%
Silver (\$/Ounce)	31	31	0	0.0%
Light Crude (\$/bbl)	68	68	(0)	-0.2%
N G (\$/mmbtu)	3	3	(0)	-0.5%
Sugar (\$/MT)	548	548	0	0.0%
Rubber (Rs./kg)	198	196	2	1.0%
Baltic Dry Index	1298	1354	(56)	-4.1%

Currency Exchange Rate	Current	Previous	Var(%)
Rs./ \$ rate	84.70	84.49	0.25%
Rs./ Euro	89.06	89.22	-0.18%
Rs./ Chinese Yuan	11.61	11.65	-0.30%
Yen / \$ rate	149.83	149.60	0.15%
\$ US/Euro	1.05	1.05	-0.07%

Dollar Index	Current	Previous	Var(%)
Dollar Index	106.52	106.45	0.07%

Support/ Resistance Levels for Today		
	Nifty	Bank Nifty Fut
Support 1	24200	52140
Support 2	24140	51870
Resistance	24340	52640

Securities in Ban For Trade
RBLBANK

**Market Review**

**US:** The Nasdaq and S&P 500 closed at record highs on Monday as stocks kicked off the final month of a banner 2024 on a high note.

**Asia:** Asia–Pacific markets gained on Tuesday, taking cues from overnight moves on Wall Street.

**India:** The Indian stock market ended in the green on Monday, sidestepping disappointing Q2 GDP data, as buying in heavyweight cement manufacturers and automakers lifted the indices. **Market is expected to open on a flattish note and likely to witness range bound move during the day.**

**Global economy:**  
The International Monetary Fund's executive board has approved the third review of Ghana's \$3 billion lending programme, unlocking the disbursement of about \$360 million. Ghana's performance under the IMF-supported program has been generally satisfactory. All quantitative performance criteria and indicative targets for the third review were met.

The United States will send Ukraine \$725 million of missiles, ammunition, anti-personnel mines and other weapons, as President Joe Biden's outgoing administration seeks to bolster Kyiv in its war with Russian invaders before leaving office in January. The assistance will include Stinger missiles, ammunition for High Mobility Artillery Rocket Systems, drones and land mines, among other items, Blinken said in a statement. Reuters reported last week that the Biden administration planned to provide the equipment, much of it anti-tank weapons, to ward off Russia's attacking forces. Moscow's troops have been capturing village after village in Ukraine's east, part of a drive to seize the industrial Donbas region, while Russian airstrikes target a hobbled Ukrainian energy grid as winter sets in.

**Commodities:** Oil prices inched down amid mixed market signals on Tuesday, with traders awaiting the outcome of an OPEC+ meeting this week.

Gold prices edged higher on Tuesday, supported by growing expectations of a U.S. interest rate cut this month, as focus shifted to upcoming economic data for additional insights.

**Currency:** The dollar was buoyant on Tuesday as political turmoil in France undermined the euro, while tariff risks and weakness in China's economy pushed the yuan to a one-year low.

FII Derivative Transactions (Rs. Cr)

Contracts	Purchase		Sell		Net	Open Interest (OI)		OI (Previous day)		Change	
	Contract	Value	Contract	Value	Value	Contract	Value	Contract	Value	Contract	Value
Index Future	40174	2602	49515	3184	(582)	357816	23968	339649	22775	18167	1193
Index Option	18880555	1176947	18172744	1133367	43580	5721237	365890	4505294	288822	1215943	77068
Stock Future	288176	19354	263715	17467	1887	4850014	326129	4828235	322978	21779	3151
Stock Option	755778	51567	785744	53423	(1856)	531941	35123	416375	27512	115566	7611
<b>Total</b>	<b>19964683</b>	<b>1250470</b>	<b>19271718</b>	<b>1207441</b>	<b>43029</b>	<b>11461008</b>	<b>751110</b>	<b>10089553</b>	<b>662087</b>	<b>1371455</b>	<b>89023</b>

FII All Activity-BBG (Rs Cr)	Buy	Sell	Net
25-Nov-24	85096	75480	9616
26-Nov-24	13852	10037	3815
27-Nov-24	11048	12097	(1049)
28-Nov-24	15571	24104	(8533)
29-Nov-24	18992	19982	(990)
<b>Month to date- Nov</b>	<b>338209</b>	<b>356467</b>	<b>(18259)</b>
FII (Prov.) (Rs Cr)	Buy	Sell	Net
26-Nov-24	10971	9813	1158
27-Nov-24	13027	13019	8
28-Nov-24	10796	22552	(11756)
29-Nov-24	14786	19170	(4384)
2-Dec-24	13605	13843	(238)
<b>Month to date-Nov</b>	<b>320341</b>	<b>366553</b>	<b>(46212)</b>
DII (Prov.) (Rs. Cr)	Buy	Sell	Net
26-Nov-24	8406	10317	(1911)
27-Nov-24	10230	8928	1302
28-Nov-24	17685	8967	8718
29-Nov-24	15202	9478	5723
2-Dec-24	13605	13843	(238)
<b>Month to date-Nov</b>	<b>243014</b>	<b>198769</b>	<b>44246</b>
FII Debt - BBG (Rs. Cr)	Buy	Sell	Net
25-Nov-24	2797	803	1994
26-Nov-24	4146	2407	1739
27-Nov-24	2859	1381	1478
28-Nov-24	2762	754	2008
29-Nov-24	4867	2694	2173
<b>Month to date- Nov</b>	<b>52268</b>	<b>53291</b>	<b>(1023)</b>

Market Breadth	BSE		NSE	
	No.	%	No.	%
Advance	2508	59%	1782	62%
Decline	1550	37%	1047	36%
Unchanged	179	4%	54	2%

Market Turnover	02-Dec	29-Nov	Var (%)
BSE Cash	8329	6741	24%
NSE Cash	99060	108459	-9%
NSE Futures	102699	109130	-6%
NSE Options	13043780	8022754	63%
Total (Rs.Cr)	13253868	8247084	61%

Volatility Index	02-Dec	29-Nov
Volatility Index	14.70	14.43

Index PE - TTM	02-Dec	Yr. High	Yr. Low
Sensex	22.9	26.0	21.8
Nifty	22.4	28.8	20.8

Corporate News

**KPI Green bags 300 MWAC solar order from Coal India**

The company has received its largest-ever order from Coal India for the establishment of a 300 MWAC ground-mounted solar PV plant, along with comprehensive Operation and Maintenance services for a period of 5 years. The contract value for the project is Rs 1,311 cr. (NDTV)

**Bangladesh VAT tribunal dismisses KEC's appeal over VAT demand**

The VAT tribunal has dismissed KEC International's appeal against the VAT demand for July 2019 to June 2022, citing a financial and VAT return mismatch. The appeal for July 2017 to June 2019 remains pending, and the KEC plans to challenge the order in the High Court of Bangladesh. (ET)

**Godavari Biorefineries Announces Landmark Agreement for Ethanol Conversion Technology**

GBL has taken a significant step in advancing sustainable chemical manufacturing by entering into a license agreement with Catalyx Inc. This collaboration aims to leverage cutting-edge technology for converting ethanol into biobutanol and other higher alcohols. (NDTV)

Economy

**Windfall tax on domestic crude, fuel exports scrapped after 30 months**

India has scrapped the windfall profit tax on domestically-produced crude oil and exported jet fuel, diesel, and petrol, due to declining international oil prices. The tax, in place since July 2022, collected ₹44,000 cr. The move follows a recommendation from the petroleum and natural gas ministry, stating that the levy had served its purpose. (ET)

**Factory activity at 11-month low in November amid cost pressure**

India's manufacturing sector saw an 11-month low in activity in November due to rising costs and fewer orders, with the PMI reading at 56.5. Despite higher input and output costs, new export orders boosted growth. Factory employment rose for the ninth month, amid business optimism driven by expected marketing initiatives and new product releases. (ET)

International

**GM to sell its stake in Michigan battery plant to LG Energy Solution**

General Motors said on Monday it will sell its stake in its JV battery plant in Lansing, Michigan to partner LG Energy Solution as the Detroit automaker trims its electric vehicle plans. GM expects to recoup its investment in the facility, which a person briefed on the matter said is about \$1 bn. (Inv)

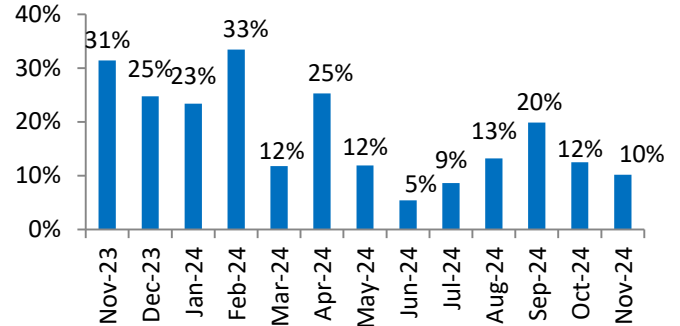
Top 5 Nifty Gainers	02-Dec	29-Nov	Var(%)
ULTRACEMCO	11649	11202	4.0%
APOLLOHOSP	7066	6829	3.5%
GRASIM	2694	2606	3.3%
SHRIRAMFIN	3094	3020	2.5%
JSWSTEEL	990	966	2.5%
Top 5 Nifty Losers	02-Dec	29-Nov	Var(%)
HDFCLIFE	640	658	-2.7%
CIPLA	1508	1534	-1.7%
NTPC	358	364	-1.5%
SBILIFE	1422	1438	-1.1%
BRITANNIA	4907	4941	-0.7%

BSE Index Watch	Last	1 day	1 wk	1 mth	1 yr
SENSEX	80248	0.6%	0.2%	0.7%	18.9%
MIDCAP	46556	1.1%	1.8%	0.6%	34.6%
SMLCAP	55663	0.8%	3.9%	0.1%	37.2%
AUTO	53315	0.8%	-0.5%	-1.6%	33.7%
BANKEKX	59288	0.0%	-0.4%	0.7%	16.9%
Capital Goods	70963	0.4%	1.9%	2.0%	39.8%
FMCG	21198	-0.1%	1.0%	-2.7%	9.0%
Health Care	44196	1.2%	1.9%	0.2%	45.0%
IT	43218	1.0%	0.2%	6.7%	30.0%
METAL	30927	1.3%	2.1%	-1.8%	26.2%
Oil & Gas	26854	0.2%	1.1%	-3.1%	30.1%
Power	7511	0.3%	1.9%	-4.9%	50.3%
Realty	8211	3.2%	2.3%	4.2%	43.3%

NSE USD Futures	02-Dec	29-Nov	Var (%)
Dec Expiry (Rs./\$)	83.88	84.20	-0.4%
Jan Expiry (Rs./\$)	83.94	83.88	0.1%
Total Turnover (Rs. Crore)	15864	8243	92%

Sectors	TTM PE
Auto	29.95
Auto Ancillary	49.58
Banking	14.3
Engineering	46.79
Cement	82.53
Diamonds & Jewellery	57.67
Housing Finance	26.08
Infrastructure & Const	34.5
Metals-Aluminium	37.75
Metal – Steel	16.32
Oil Expl.	14.81
Pharma	9.61
Power – Gen. Supp.	43.34
Information Tech.	28.75
Sugar	24.18
Telecom Serv. Prov.	71.04
Tyres	28.69

**TVS Motors Monthly Volume Growth (YoY)**  
(Source: Company data)



10 year G-Sec Yield	Current	Previous	Change
US	4.19%	4.19%	0 bps
Japan	1.09%	1.08%	1 bps
India	6.71%	6.74%	(3) bps
UK	4.21%	4.24%	(3) bps
Libor 3 Mths	4.85%	4.85%	(0) bps

Indian Eco Data	Current	Previous	Var(%)
Forex Reserve (US\$ in bn)	657	657	0.0%
Inflation - WPI	2.36%	1.84%	52 bps
Inflation - CPI	6.21%	5.49%	72 bps

India GDP	Q2FY25	Q1FY25	Var(%)
Growth	5.40%	6.70%	(130)bps

Monetary Policy	Current	Previous	Change
Repo Rate	6.50%	6.50%	0 bps
Reverse Repo Rate	3.35%	3.35%	0 bps
CRR	4.50%	4.50%	0 bps
O/S Banking System Liquidity (Rs bn)	1048	1050	(1.3)

IIP Growth %	Sep-24	Sep-23	Apr-Feb
IIP	3.1	6.4	4.4
Capital Goods	0.7	13.1	3.6
Mining	1.0	10.0	4.1
Manufacturing	-3.7	15.3	6.6
Electricity	-4.3	12.3	5.1

ADR Price Movement

Company	Price (US\$)	Volume	Previous Day Price	Volume	Variance (%)	No. of Share Per ADR	ADR Price (Rs.)	BSE Price	Variance (%)
Infosys Tech	22.20	5836275	22.07	5620906	0.59%	1	1880.42	1879.80	0.0%
Wipro	7.06	2250087	6.99	1642885	1.00%	1	598.01	584.55	2.3%
Dr.Reddy's	14.30	1640518	14.14	565482	1.13%	1	1211.26	1221.75	-0.9%
ICICI Bank	30.54	6811371	30.55	3612836	-0.03%	2	1293.43	1304.65	-0.9%
HDFC Bank	66.44	3157899	66.76	2688657	-0.48%	3	1875.91	1804.70	3.9%

GDR's (US\$)

	Prices	Prev. Close	Change	Var %
L&T	43.80	44.00	(0.2)	-0.5%
RIL	61.00	60.30	0.7	1.2%
SBI	99.00	99.70	(0.7)	-0.7%

US Economy Data	Current	Previous
Inflation (%) (YoY)	2.60%	2.40%
Unemployment (%)	4.10%	4.10%

Interest Rate (%)	Current	Previous
Fed Rate	4.75%	5.00%

US GDP	Q2CY24	Q1CY24
Growth (QoQ Annualized)	2.80%	3.00%

China Economy Data	Current	Previous
GDP	4.60%	4.70%
Inflation – CPI (%)	0.30%	0.40%

Economic Calendar

	Date
Indian GDP Data	28 Feb
Indian Inflation Data CPI	12 Dec
Indian Inflation Data WPI	16 Dec
Indian Monetary Policy	06 Dec
India's Industrial Production (IIP)	12 Dec
US Inflation Data	11 Dec
US GDP	19 Dec
US Unemployment Data	06 Dec
US Fed Rate	19 Dec
China GDP	15 Jan
China Inflation Data	09 Dec

Event Update

Name	Date	Purpose
Diamond Power Infrastructure Ltd.	03-12-24	Stock Split from Rs.10/- to Re.1/-
Indo US Bio-Tech Ltd.	03-12-24	Rs.0.25 per share(2.5%)Interim Dividend
Wipro Ltd.	03-12-24	Bonus issue
Can Fin Homes Ltd.	04-12-24	Rs.6.00 per share(300%)Interim Dividend
Emkay Taps And Cutting Tools Ltd.	04-12-24	Merger/HiveOff
Tara Chand Infralogistic Solutions Ltd.	05-12-24	Split/Subdivision
Consecutive Investments & Trading Company Ltd.	06-12-24	Bonus issue
Eraaya Lifespaces Ltd.	06-12-24	Stock Split from Rs.10/- to Re.1/-
Kody Technolab Ltd.	06-12-24	Bonus
Phoenix Township Ltd.	06-12-24	Rs.0.10 per share(1%)First Interim Dividend
Sobha Ltd.	06-12-24	First and Final call on Partly paid up equity shares of Rs. 825.50 Comprising (5 as face value and 820.50 as Premium)
Achyut Healthcare Ltd.	10-12-24	Bonus issue
Global Education Ltd.	10-12-24	Split/Subdivision
Shradha Infraprojects Ltd.	10-12-24	Split/Subdivision
Exxaro Tiles Ltd.	13-12-24	Stock Split from Rs.10/- to Re.1/-
Grasim Industries Ltd. -	13-12-24	Rights Issue Partly Paidup)Second and Final Call of Rs.906/- (Re.1 FV+Rs.905/- Premium
Bambino Agro Industries Ltd.	19-12-24	Rs.1.60 per share(16%)Final Dividend



**Bulk Deal As On 02/12/24**

BSE					
Security Code	Security Name	Client Name	Deal	Quantity	Price
539528	AAYUSH	NEXPACT LIMITED	B	170070	154.3
526443	AEIM	JIGAM SHASHIKANT GANDHI	S	6717	291.9
526443	AEIM	MARWADI CHANDARANA INTERMEDIARIES BROKERS PRIVATE LIMITED	B	6019	290.68
530187	ATHARVENT	GOURAVKUMAR	S	100000	2.65
524516	BACPHAR	GAURANG MANUBHAI SHAH	B	75000	44.04
524516	BACPHAR	PRAKASH SHAH	S	75000	44.05
523019	BNRSEC	VICKY MANUBHAI MEHTA	S	83162	210.37
531489	CGVAK	KAMATCHI VELUSAMY KAMARAJ	S	25640	317.02
512379	CRESSAN	SARVAGAY TEXTILE LLP	S	2047204	9.68
539884	DARSHANORNA	ANITABEN PANJVANI	S	148300	4.91
539884	DARSHANORNA	ANITABEN PANJVANI	B	280721	5.1
539884	DARSHANORNA	NIRAJ RAJNIKANT SHAH	B	360000	5.27
543516	DHYAANITR	ANILBHASKARREDDYPASAM	S	126000	13.57
530705	FLORATX	MULTIPLIER SHARE & STOCK ADVISORS PRIVATE LIMITED	S	35412	137.55
540614	GGENG	ONE TREE HILL PROPERTIES PRIVATE LIMITED	S	9436561	1.86
513536	GNRL	GOYENKA REAL ESTATE LLP	S	783854	23.95
538731	HANMAN	BHAVESH GANESH VYAS	B	63000	3.4
538731	HANMAN	ROMIYO THEKKINEDATH MERCILY	S	117600	3.36
543259	HOMEFIRST	AETHER MAURITIUS LIMITED	S	3206577	990.02
543259	HOMEFIRST	AMERICAN FUNDS INSURANCE SERIES CAPITAL INCOME BUILDER	B	2618700	990
543259	HOMEFIRST	BOFA SECURITIES EUROPE SA ODI	B	554784	990
543259	HOMEFIRST	CITIGROUP GLOBAL MARKETS MAURITIUS PRIVATE LIMITED ODI	B	1109568	990
543259	HOMEFIRST	GOLDMAN SACHS FUNDS - GOLDMAN SACHS INDIA EQUITY PORTFOLIO	B	859710	989.98
543259	HOMEFIRST	HDFC MUTUAL FUND	B	2970413	989.98
543259	HOMEFIRST	NORGES BANK ON ACCOUNT OF THE GOVERNMENT PENSION FUND	B	2535000	990
543259	HOMEFIRST	ORANGE CLOVE INVESTMENTS B.V.	S	8729339	990.05
543259	HOMEFIRST	ORANGE CLOVE INVESTMENTS BV	S	712897	990
543259	HOMEFIRST	PRUDENTIAL HONG KONG LIMITED	B	568436	989.98
543259	HOMEFIRST	TRUE NORTH FUND V LLP	S	4809865	990.05
540134	IISL	VIVEK KASTURCHAND KOCHAR	S	73982	8.92
541983	INNOVATIVE	ABDULKADAR MOHAMMED SHAIKH	B	57000	27.5
541983	INNOVATIVE	FAUZIYA ABDUL KADAR SHAIKH	B	100000	27.5
541983	INNOVATIVE	MI LIFESTYLE MARKETING GLOBAL PRIVATE LIMITED	S	87000	27.5
541983	INNOVATIVE	NAVYUG GLOBAL ENTERPRISES	S	120000	27.5
541983	INNOVATIVE	RAZIYA ABDULKADAR SHAIKH	B	100000	27.5
511092	JMDVL	MILANKUMAR PRAVINCHANDRA SHAH	B	300000	16.06
538539	JTAPARIA	ANILKUMAR	S	92620	23.2
543289	KGES	RUCHIRA GOYAL	B	18000	30.37
514060	MARKOBENZ	JR SEAMLESS PRIVATE LIMITED	B	100000	11.39
539519	MAYUKH	SEEMA RAJENDRA GANDHI	S	1475000	2.16
512415	MERCTRD	EMKAY GLOBAL FINANCIAL SERVICES LIMITED-ERROR ACCOUNT	S	100000	82.88
512415	MERCTRD	GLADIS MENEZES	S	13700	82.88
512415	MERCTRD	MULTIPLIER SHARE & STOCK ADVISORS PRIVATE LIMITED	S	30000	82.88
512415	MERCTRD	MULTITUDE GROWTH FUNDS LIMITED	B	31118	82.88
512415	MERCTRD	NEXPACT LIMITED	B	119823	82.88
512415	MERCTRD	SANTOSH KUMAR KUSHAWAHA	S	36397	82.88

513721	MFSINTRCRP	MULTIPLIER SHARE & STOCK ADVISORS PRIVATE LIMITED	S	56315	16.3
513721	MFSINTRCRP	PACE STOCK BROKING SERVICES PVT LTD	S	113717	16.38
513721	MFSINTRCRP	UMANG MAHESHKUMAR NAYAK	B	182000	16.37
538895	MIHIKA	SHREE VAINKATESHWAR FINSTOCK PRIVATE LIMITED	S	99657	27.71
544015	MISHDESIGN	ANKUSH KEDIA	S	16000	152.72
535910	MMLF	KARUNA KISHOR KADAM	B	1000000	9.57
535910	MMLF	SONAL ANIL VICHARE	S	1000000	9.57
530167	MONGIPA	PREETI GUPTA	B	20000	57.09
530167	MONGIPA	VASM CONSULTANTS PRIVATE LIMITED	S	67000	57.01
530167	MONGIPA	VIVEK KANDA	S	19124	54.64
540809	MRCAGRO	ISHVARLAL UKAJI JAT	B	107040	16.79
540809	MRCAGRO	KIRITKUMAR MADHAVLAL SHAH	S	104230	16.8
540386	ONTIC	MARGI MAHAVIRBHAI TIWARI	B	800000	0.88
531512	ORIENTTR	RADHIKA MOHAN CHITALE	S	77934	19.98
531512	ORIENTTR	SUGAM INTERNATIONAL (P) LTD.	B	142162	19.98
526490	PRATIK	VIRALKUMAR PRAVINKUMAR THAKKAR	B	567671	6.05
544291	RAJESH	ISHAAN TRADEFIN LLP	B	256400	665.17
544291	RAJESH	VINOD KUMAR	B	124800	636.5
538520	SBL	ARUN GUPTA	B	360824	0.97
538520	SBL	DIPESH RAMESHBHAI SORATHIYA	B	697500	0.96
538520	SBL	GLADIS MENEZES	B	369000	0.97
538520	SBL	KARTIKBATHLA	B	300000	0.97
538520	SBL	MANOJ KUMAR KANDA	B	500000	0.97
538520	SBL	PANKAJ GUPTA	B	300000	0.97
538520	SBL	RAJIV GARG	S	2000000	0.97
538520	SBL	SANJIV GARG	S	2000000	0.96
530439	SIDDHA	ANUPAGRAWAL	S	56578	15.58
530439	SIDDHA	MULTIPLIER SHARE & STOCK ADVISORS PRIVATE LIMITED	B	150000	15.58
542034	SMGOLD	RAJENDRA PRASAD GUPTA	S	109346	17.49
543924	SONALIS	RAJESH KUMAR SINGH	S	18000	76.39
531370	SPAR	BITTUASHOKJHA	S	113111	11.73
531370	SPAR	NADHAMUNI ENTURI	S	8309	11.84
531370	SPAR	NADHAMUNI ENTURI	B	88133	11.71
540492	STARLENT	AGRO TRADE SOLUTIONS	S	2000000	8.4
530419	SUMEDHA	SHREE BAHUBALI INTERNATIONAL LTD	B	49951	108.09
540168	SUPRAPFSL	GEORGE JOBY	B	554000	29.88
540168	SUPRAPFSL	SHEER CAPITAL VENTURES	S	550000	29.88
539985	TITAANIUM	VIJAY KUMAR NAVINBHAI PATEL	S	40000	97.55
542765	TRANSPACT	AJAY BAJIRAO GAIKWAD	S	5500	234.35
542765	TRANSPACT	VISHAL MAHESH WAGHELA	B	10000	233.84
542765	TRANSPACT	YELLOWSTONE VENTURES LLP	S	2500	234.35
539798	UMIYA	BHARATKUMAR P PATEL	S	600000	27.8
539798	UMIYA	DILIP HANSRAJ SANGHVI	B	72733	27.8
539798	UMIYA	GREEN PEAKS ENTERPRISES LLP	S	43797	27.8
539798	UMIYA	GREEN PEAKS ENTERPRISES LLP	B	100000	27.8
539798	UMIYA	KANTA DEVI SAMDARIA	B	72000	27.8
539798	UMIYA	MULTIPLIER SHARE & STOCK ADVISORS PRIVATE LIMITED	B	250000	27.8
539798	UMIYA	STOCKFLAIR	B	105000	27.8
537582	UNISHIRE	SHRISHTI AGRAWAL	B	130000	3.66
542803	VEL	SHIVANG R VACHHETA	B	45708	12.9
543670	VINNY	CHANDAN CHAURASIYA	S	2384848	1.99
544002	VIVAA	DINESHSINGH UMASHANKARSINGH KSHATRIYA	S	20000	40.5
531997	VUENOW	DEVI TRADERS LLP	B	150000	107.4
543436	WITS	VISHAL PRAVINBHAI RAIYANI	S	2400	219.35

NSE

Security Code	Security Name	Client Name	Deal	Quantity	Price
CIPLA	Cipla Ltd	ABU DHABI INVESTMENT AUTHORITY	BUY	55300	1518.75
CIPLA	Cipla Ltd	ADITYA BIRLA SUN LIFE MUTUAL FUND	BUY	600847	1518.75
CIPLA	Cipla Ltd	AXIS MUTUAL FUND	BUY	723237	1518.75
CIPLA	Cipla Ltd	BANDHAN MUTUAL FUND	BUY	111266	1518.75
CIPLA	Cipla Ltd	BNP PARIBAS FINANCIAL MARKETS	BUY	66767	1518.75
CIPLA	Cipla Ltd	BOFA SECURITIES EUROPE SA	BUY	139082	1518.75
CIPLA	Cipla Ltd	BOFA SECURITIES EUROPE SA - ODI	BUY	133519	1518.75
CIPLA	Cipla Ltd	CANARA HSBC LIFE INSURANCE COMPANY LIMITED	BUY	66764	1518.75
CIPLA	Cipla Ltd	CITIGROUP GLOBAL MARKETS MAURITIUS PRIVATE LIMITED (ODI)	BUY	517391	1518.75
CIPLA	Cipla Ltd	CITIGROUP GLOBAL MARKETS MAURITIUS PVT LTD	BUY	139083	1518.75
CIPLA	Cipla Ltd	COPTHALL MAURITIUS INVESTMENT LIMITED	BUY	66762	1518.75
CIPLA	Cipla Ltd	COPTHALL MAURITIUS INVESTMENT LTD	BUY	111264	1518.75
CIPLA	Cipla Ltd	DENDANA INVESTMENTS MAURITIUS LIMITED	BUY	1850	1518.75
CIPLA	Cipla Ltd	DSP INDIA FUND INDIA LONG SHORT STRATEGY FUND WITH CASH MANAGEMENT OPTION	BUY	111266	1518.75
CIPLA	Cipla Ltd	DSP MUTUAL FUND	BUY	2225347	1518.75
CIPLA	Cipla Ltd	EDELWEISS LIFE INSURANCE COMPANY LIMITED	BUY	66766	1518.75
CIPLA	Cipla Ltd	GOLDMAN SACHS (SINGAPORE) PTE	BUY	66759	1518.75
CIPLA	Cipla Ltd	GOLDMAN SACHS INVESTMENTS (MAURITIUS) I LIMITED SHORT TERM	BUY	66763	1518.75
CIPLA	Cipla Ltd	GOVERNMENT OF SINGAPORE	BUY	2403202	1518.75
CIPLA	Cipla Ltd	ICICI PRUDENTIAL MUTUAL FUND	BUY	1669010	1518.75
CIPLA	Cipla Ltd	INDIA ACORN ICAV A/C AIO	BUY	54116	1518.75
CIPLA	Cipla Ltd	KOTAK MAHINDRA MUTUAL FUND	BUY	278167	1518.75
CIPLA	Cipla Ltd	MONETARY AUTHORITY OF SINGAPORE	BUY	378482	1518.75
CIPLA	Cipla Ltd	MORGAN STANLEY ASIA SINGAPORE PTE	BUY	244784	1518.75
CIPLA	Cipla Ltd	MOTILAL OSWAL MUTUAL FUND	BUY	139801	1518.75
CIPLA	Cipla Ltd	NORGES BANK ON ACCOUNT OF THE GOVERNMENT PENSION FUND GLOBAL	BUY	222533	1518.75
CIPLA	Cipla Ltd	NORGES BANK ON ACCOUNT OF THE GOVERNMENT PENSION FUND GLOBAL	BUY	1947178	1518.75
CIPLA	Cipla Ltd	RUMANA HAMIED	SELL	4943250	1518.75
CIPLA	Cipla Ltd	RUMANA HAMIED	SELL	4943250	1518.75
CIPLA	Cipla Ltd	SAMINA HAMIED	SELL	8954750	1518.75
CIPLA	Cipla Ltd	SAMINA HAMIED	SELL	8954750	1518.75
CIPLA	Cipla Ltd	SBI LIFE INSURANCE COMPANY LIMITED	BUY	611969	1518.75
CIPLA	Cipla Ltd	SOCIETE GENERALE	BUY	216967	1518.75
CIPLA	Cipla Ltd	TATA AIA LIFE INSURANCE COMPANY LIMITED	BUY	322676	1518.75
CIPLA	Cipla Ltd	UBS PRINCIPAL CAPITAL ASIA LIMITED	BUY	139082	1518.75
DIL	Debock Industries Limited	AROMINO PRIVATE LIMITED	SELL	1659098	3
DIL	Debock Industries Limited	BEGAX PRIVATE LIMITED	SELL	7191637	3.01
DHRUV	Dhruv Consultancy Ser Ltd	ECONO TRADING & INVESTMENT PRIVATE LIMITED	BUY	80000	159
DHRUV	Dhruv Consultancy Ser Ltd	EKTA HALWASIYA	SELL	397150	159.73

DHRUV	Dhruv Consultancy Ser Ltd	SHREE BAHUBALI STOCK BROKING LIMITED	BUY	80000	160
KALANA	Kalana Ispat Limited	NIRANJAN MUNDHRA	BUY	160000	34.04
KALANA	Kalana Ispat Limited	SUMIT TAPARIA	BUY	94000	37.53
MANAV	Manav Infra Projects Ltd	KHETBAI NARSHI GADA	SELL	48000	18
MCLEODRUSS	Mcleod Russel India Limit	ALTIUS FINSERV PRIVATE LIMITED	BUY	1200000	39.87
MITTAL	Mittal Life Style Limited	JAYESH NAGINDAS SHAH	BUY	2500000	2.02
PDMJEPAPER	Pudumjee Paper Pro. Ltd	UBS PRINCIPAL CAPITAL ASIA LIMITED	BUY	500000	169.64
SOMATEX	Soma Textiles & Ind. Ltd.	VIVEK MEHROTRA	BUY	200000	60.74
SPMLINFRA	SPML Infra Limited	CLIENT ROSEHILL LIMITED	SELL	300000	227.96
TRANSTEEL	Transteeel Seating Tech L	NASREEN SHIRAZ	SELL	200000	45.08
UNITEDPOLY	United Poly fab Guj. Ltd.	NIRMALKUMAR MANGALCHAND MITTAL	BUY	127050	146.04
VDEAL	Vdeal System Limited	VALIA BROTHERS PVT LTD	BUY	25200	161.57
VINNY	Vinny Overseas Limited	CHANDAN CHAURASIYA	SELL	3968555	1.97



**Disclosure:**

Research Reports that are published by Nirmal Bang Securities Private Limited (hereinafter referred to as "NBSPL") are for private circulation only. NBSPL is a registered Research Analyst under SEBI (Research Analyst) Regulations, 2014 having Registration no. INH000001766. NBSPL is also a registered Stock Broker with National Stock Exchange of India Limited, BSE Limited, Metropolitan Stock Exchange of India Limited, Multi Commodity Exchange of India Limited and , National Commodity and Derivative Exchange Limited in Capital Market , Equity and Commodities derivatives segments and Currency Derivatives Segment .

NBSPL has other business divisions with independent research teams separated by Chinese walls, and therefore may, at times, have different or contrary views on stocks and markets.

NBSPL or its associates have not been debarred / suspended by SEBI or any other regulatory authority for accessing / dealing in securities Market since last 20 years. NBSPL, its associates or analyst or his relatives do not hold any financial interest (Except Investment) in the subject company. NBSPL or its associates or Analyst do not have any conflict or material conflict of interest at the time of publication of the research report with the subject company. NBSPL or its associates or Analyst or his relatives may or may not hold beneficial ownership of 1% or more in the subject company at the end of the month immediately preceding the date of publication of this research report.

NBSPL or its associates / analyst has not received any compensation / managed or co-managed public offering of securities of the company covered by Analyst during the past twelve months. NBSPL or its associates have not received any compensation or other benefits from the company covered by Analyst or third party in connection with the research report. Analyst has not served as an officer, director or employee of Subject Company. NBSPL / analyst has not been engaged in market making activity of the subject company.

**Analyst Certification:** The research analysts and authors of these reports, hereby certify that the views expressed in this research report accurately reflects my/our personal views about the subject securities, issuers, products, sectors or industries. It is also certified that no part of the compensation of the analyst(s) was, is, or will be directly or indirectly related to the inclusion of specific recommendations or views in this research. The analyst(s) principally responsible for the preparation of this research report and has taken reasonable care to achieve and maintain independence and objectivity in making any recommendations.

**Disclaimer:**

The Research Report is for the personal information of the authorized recipient and does not construe to be any investment, legal or taxation advice. NBSPL is not soliciting any action based upon it. Nothing in the research report shall be construed as a solicitation to buy or sell any security or product, or to engage in or refrain from engaging in any such transaction. In preparing the research report, we did not take into account the investment objectives, financial situation and particular needs of the reader.

The research report has been prepared for the general use of the clients of NBSPL and must not be copied, either in whole or in part, or distributed or redistributed to any other person in any form. If you are not the intended recipient you must not use or disclose the information in the research report in any way. Though disseminated to all the customers simultaneously, not all customers may receive the research report at the same time. NBSPL will not treat recipients as customers by virtue of their receiving the research report. The research report is not directed or intended for distribution to or use by any person or entity resident in a state, country or any jurisdiction, where such distribution, publication, availability or use would be contrary to law, regulation or which would subject NBSPL & its group companies to registration or licensing requirements within such jurisdictions.

The report is based on the information obtained from sources believed to be reliable, but we do not make any representation or warranty that it is accurate, complete or up-to-date and it should not be relied upon as such. We accept no obligation to correct or update the information or opinions in it. NBSPL or any of its affiliates or employees shall not be in any way responsible for any loss or damage that may arise to any person from any inadvertent error in the information contained in the research report. NBSPL or any of its affiliates or employees do not provide, at any time, any express or implied warranty of any kind, regarding any matter pertaining to this report, including without limitation the implied warranties of merchantability, fitness for a particular purpose, and non-infringement. The recipients of the research report should rely on their own investigations.

This information is subject to change without any prior notice. NBSPL reserves its absolute discretion and right to make or refrain from making modifications and alterations to this statement from time to time. Nevertheless, NBSPL is committed to providing independent and transparent recommendations to its clients, and would be happy to provide information in response to specific client queries.

Before making an investment decision on the basis of research report, the reader needs to consider, with or without the assistance of an adviser, whether the advice is appropriate in light of their particular investment needs, objectives and financial circumstances. There are risks involved in securities trading. The price of securities can and does fluctuate, and an individual security may even become valueless. International investors are reminded of the additional risks inherent in international investments, such as currency fluctuations and international stock market or economic conditions, which may adversely affect the value of the investment. Opinions expressed are subject to change without any notice. Neither the company nor the director or the employees of NBSPL accept any liability whatsoever for any direct, indirect, consequential or other loss arising from any use of the research report and/or further communication in relation to the research report. Here it may be noted that neither NBSPL, nor its directors, employees, agents or representatives shall be liable for any damages whether direct or indirect, incidental, special or consequential including lost revenue or lost profit that may arise from or in connection with the use of the information contained in the research report.

Copyright of this document vests exclusively with NBSPL.

Our reports are also available on our website

Registration granted by SEBI and certification from NISM in no way guarantee performance of NBSPL or provide any assurance of returns to investors.

**Nirmal Bang Research (Division of Nirmal Bang Securities Pvt. Ltd.)**

B-2, 301/302, Marathon Innova,  
Opp. Peninsula Corporate Park  
Off. Ganpatrao Kadam Marg  
Lower Parel(W), Mumbai-400013  
Board No. : 91 22 6723 8000/8001  
Fax. : 022 6723 8010